

Applications

Make	Model	Year	Type
Mini	Clubman	2007-2014	One One/First THP GT THP THP 150 VTi VTi/S16 GTi THP GT THP 175
	Mini	2006-2015	
	Countryman	2014-2016	
	Coupe	2011-2015	
	Paceman	2014-2016	
Peugeot	Roadster	2012-2012	
	5008	2009-2011	
	207/CC	2006-2011	
	3008	2009-2012	
Citroën	308/CC	2007-2012	
	C3 Picasso	2009-2010	

Engine Code	
1.4	N12 B14AB, N12 B14, 8FS (EP3), EP3 (8FS)
1.6	N12 B16A, N14 B16A, N14 B16CD/TO, N14 B16TD, N14 B16CD, EP6DT (5FX), EP6 (5FW) EP6DTS (5FY)

Our products are designed to be used correctly and with care for the purpose for which they are intended. No liability is accepted by Sonic for incorrect use of any of our products, and Sonic cannot be held responsible for any damage to personnel, property or equipment when using the tools. Incorrect use will also invalidate the warranty.

If applicable, the applications database and any instructional information provided has been designed to offer general guidance for a particular tool's use and while all attention is given to the accuracy of the data no project should be attempted without referring first to the manufacturer's technical documentation (workshop or instruction manual) or the use of a recognised authority such as Autodata.

It is our policy to continually improve our products and thus we reserve the right to alter specifications and components without prior notice. It is the responsibility of the user to ensure the suitability of the tools and information prior to their use.



Instructions

Engine Timing Kit
BMW, PSA Petrol N12, N14 - 1.4, 1.6



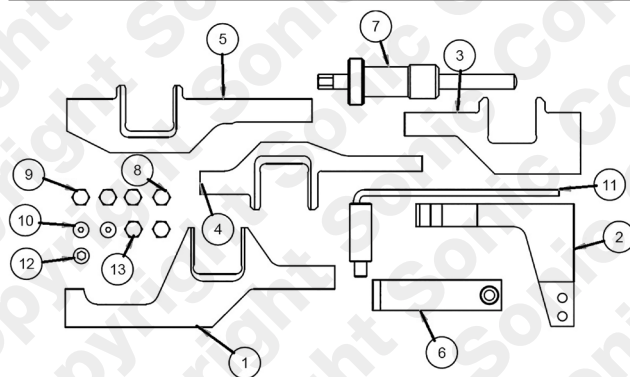
829030 - Engine Timing Kit

Description:

The 829030 has been developed to allow the removal and fitting of the camshaft drive chains on the PSA/MINI 1.4 and 1.6 petrol engines.


Components

Ref	Comp	OEM	Description
1, 2	4880035	11 9 540 / 0197-A3	Inlet Camshaft Locking N12 (Supplied In 2 Parts) (Marked In)
3	4880036	11 9 540 / 0197-A1	Exhaust Camshaft Locking N12
4	4880030	11 9 550 / 0197-A2	Inlet Camshaft Locking N14
5	4880031	11 9 551	Exhaust Camshaft Locking N14
6	4880032	11 9 552	Camshaft Alignment Clamp N14
7	4880026	11 9 340	Chain Tensioner Preload Tool
8			M6 Set Screw
9			M6 x 30 Hex Head Set Screws x3
10			Shank Bolts x2
11	4880033	11 9 590 / 0197-B	Crankshaft Setting Pin
12			M6 x 30 Cap Head Screw x2
13			M6 x 30 Hex Head Screw



Instructions

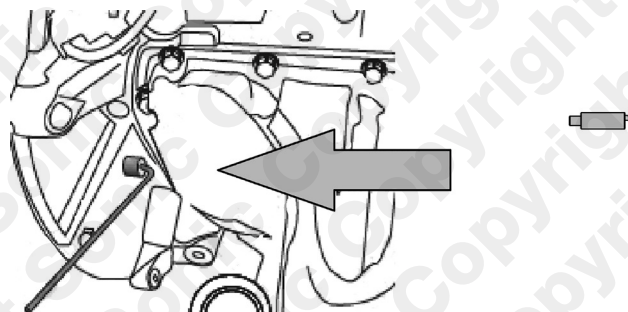
The following instructions are for guidance only. Please refer to OEM derived data such as the vehicles manufactures own data or Autodata. The use of these engine timing tools is purely down to the user's discretion and Sonic cannot be held responsible for any damage caused what so ever.



Instructions

Component 1 - Crankshaft Locking Pin

For all engines ensure engine is set WITH ALL PISTONS LEVEL and insert the crankshaft pin as shown.



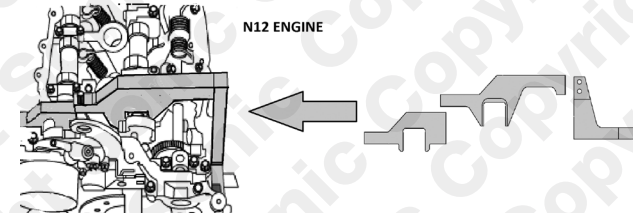
Component 7 - Chain Tensioner Pre-Load Tool

Component 7 is provided to allow the user to release the tension on the camshaft chain tensioner which is particularly required when

- Removing or replacing the Cam chain
- Setting/removing/replacing the VANOS units(s)

Components 1, 2 & 3 - N12/EP3 Camshaft Alignment Tool

Components 1, 2 & 3 are used to align the camshafts as shown. Fit after fitting component 1.



Component 4, 5 & 6 - N14/EP6 Camshaft Alignment Tool

Component 4, 5 & 6 are used to align the camshafts as shown. Fit after fitting component 1.

