

Applications

Make	Model	Year
Ford	Modeo	
	Transit	
Jaguar	X400	2003-2010
	X Type	2005-2010
Land Rover	Defender ID4	2011-2015
	Defender 244DT	2006-2011
PSA		

Engine Code	
Ford 2.0	Duratorq-DI Diesel, Duratorq-TDCi Diesel, Duratorq-TDCi Diesel, Duratorq TDDi, Duratorq TDDi.
Ford 2.2	Duratorq-TDCi
Ford 2.4	Duratorq-DI Diesel, Duratorq TDCi, Duratorq TDDi
Ford 3.2	Duratorq TDCi
Jaguar 2.0	FMBA/B, QJBA
Land Rover 2.0	ID4, 244DT
PSA	0981-H, P220TE

Our products are designed to be used correctly and with care for the purpose for which they are intended. No liability is accepted by Sonic for incorrect use of any of our products, and Sonic cannot be held responsible for any damage to personnel, property or equipment when using the tools. Incorrect use will also invalidate the warranty.

If applicable, the applications database and any instructional information provided has been designed to offer general guidance for a particular tool's use and while all attention is given to the accuracy of the data no project should be attempted without referring first to the manufacturer's technical documentation (workshop or instruction manual) or the use of a recognised authority such as Autodata.

It is our policy to continually improve our products and thus we reserve the right to alter specifications and components without prior notice. It is the responsibility of the user to ensure the suitability of the tools and information prior to their use.



Instructions

Oil Pump Alignment Plate
Ford, Jaguar, Land Rover, Rover, PSA
Duratorq Diesel 2.0, 2.2, 2.4, 3.2



829107 - Oil Pump Alignment Plate

Description:

The 829107 Oil Pump Alignment Tool has been developed to allow the user to correctly align the engine oil pump in the sump after an engine rebuild etc. it is important that the pump be correctly and accurately aligned to ensure the oil pump sprocket is not operating with excessive side loads.

Components


Ref	Comp	OEM	Description
A	829107	303-705, 303-1093, 0198.H	Oil Pump Alignment Plate



NOTE: The use of 829106 requires the use of additional engine locking and timing tools not supplied in this kit.

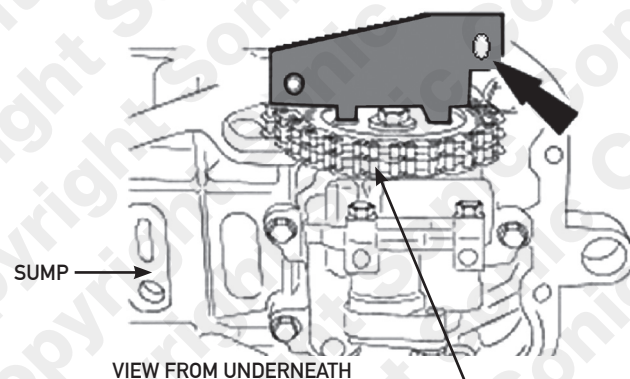
Instructions

The following instructions are for guidance only. Please refer to OEM derived data such as the vehicles manufactures own data or Autodata. The use of these engine timing tools is purely down to the user's discretion and Sonic cannot be held responsible for any damage caused what so ever.



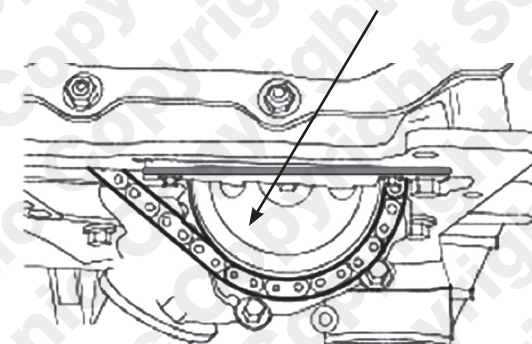
INSTRUCTION:

- Remove engine sump
- Bolt alignment plate to the sump flange as shown



VIEW FROM UNDERNEATH

PUMP SPROCKET



FRONT VIEW

- Slide the plate to contact the sprocket. Set the pump position so the sprocket contacts the tool.